



## DEAR PARENTS

We know summer holidays are the time of the year when you get an Opportunity to spend time with your child. We have attempted to design meaningful creative activities to occupy the kids in their free time to keep the little ones Indoor in the sweltering heat and to utilize their time in creative activities. We wish you have an enjoyable summer vacation with your kids. Here are few tips which will engage your kids in holidays:

**1. SUGGESTED BOOKS** Books are a man's best friend. Buy different picture Books and colouring books. Let the child do picture reading and colour the sheets in colouring book

**2. KNOW YOUR HOME** : Play different games with your kids to encourage them to express freely and make them more responsible. Collect things that belong to different rooms in the house and ask your child to name the object and the room which they belong to. Help them to place the things back at the right place.

**3. NATURE WALK**: Take your child for regular morning walk to Breathe in fresh air.. Make him aware of the benefits of morning walk And tell him / her about different types of plants, flowers and birds so as to generate love for nature.

**4. SUGGESTED TV CHANNELS & MOVIES**: DISNEY JUNIOR DISCOVERY KIDS, THE JUNGLE BOOK, GOOD DINOSAUR

### 5. ENGLISH TALK TIME

How are you? I am fine , Thank you.  
I am thirsty , Please give me water.  
I am hungry , Please give me food / fruit.  
I have finished my work / food.

Please open / close my bottle / Tiffin / bag.  
Please switch on / off the light / fan.

**6. TAKE A PRINT OUT OF THE ASSIGNMENTS AND SEE TO IT THAT YOUR CHILD COMPLETES THEM UNDER YOUR SUPERVISION..**



**DAV PUBLIC SCHOOL, RATIA  
SUMMER VACATION  
HOMEWORK ASSIGNMENT  
2023-24**



# CLASS: U.K.G.

**NOTE :WRITE THE FOLLOWING TOPICS TWICE IN COMBINED NOTEBOOK.**

- ENGLISH: 1) a to z small letters**  
**2) A to Z Decorative Letter**  
**3) Learn Rhymes -: TRUE FRIENDS, FRUIT SELLER,, DOCTOR**  
**4) Revise ( a) sound story & Write (a) Sound words in note book (4 times)**  
**5) Write dictation of (a) vowel (4 pages)**

**HINDI: ( WRITTEN)**

- 1) दो अक्षर का जोड़, तीन अक्षर का जोड़। (3 page each)**  
**2) अ से अ: लिखो (3 times)**  
**3) क से ह लिखो (3 times)**

- ORAL) 1) कविता -:सीख, बर्थ डे, बंदर मामा, फलवाला**  
**2) अ से इ स्वर कहानी।**

- MATHS : 1) Counting 1 to 100**  
**2) What comes after - 1 to 20**  
**3) What comes before - 1 to 20**  
**4) What comes between - 1 to 20)**  
**5) DO Sums of addition (10 SUMS)**

**CONVERSATION: Question / Answers of April & May Months.**

**NOTE: Worksheets of every Subject is given below, kindly take the printout of these , if you are unable to take the printout then mention the worksheet no. or Answer No.in the notebook.**

**Notice: The School will remain closed on account of Summer Vacation from 1<sup>st</sup> June, 2023 to 1<sup>st</sup> July , 2023 and will re-open on 3<sup>rd</sup> July , 2023.**

# FUN ACTIVITIES FOR STUDENTS

**MAKE A PAPER AIRPLANE AND FLY IT**

**LOOK AT THE MIRROR AND RECITE RHYMES OF ENGLISH AND HINDI**

**Collect pictures of "a" SOUND WORDS and paste them in Vacation Work Notebook and label them.**

**MAKE SHAPES OF SAND WITH THE HELP OF BOWL, GLASS, FOOT, HAND ETC.**

**LISTEN TO A MORAL STORY FROM YOUR GRANDPARENTS.**

**VISIT ANY PARK WITH YOUR PARENTS & HAVE FUN FILLED MOMENTS EVER THERE**




S.NO.	NAME OF ACTIVITY	EXPLANATION ABOUT THE ACTIVITY
1.	STARGAZING	ONE OF THE BEST WAYS TO UNLOCK THE WORLD OF IMAGINATION AND LEARNING, STARGAZING IS A GREAT WAY TO SPEND SOME EARLY NIGHT HOURS WITH YOUR CHILDREN. TAKE YOUR CHILDREN TO THE TERRACE OR ANY OPEN SPACE AROUND YOUR HOME. POINT OUT THE DIFFERENT STARS AND THE MOON
2.	CAMPING	IT IS ALWAYS FUN TO DO STUFF THAT IS DIFFERENT FROM THE DAILY ROUTINE. THE MONOTONY OF SLEEPING IN THE SAME BED AND ROOM EVERY NIGHT CAN BE BROKEN WITH CAMPING OUT AT NIGHT.
3.	LOOK FOR SHAPES IN THE CLOUDS	PUT A BLANKET IN THE GRASS AND STARE UP AT THE SKY. TAKE TURNS TALKING ABOUT WHAT DO YOU SEE IN THE CLOUDS.
4.	GO FOR BIRD WATCHING	THIS IS A GOOD WAY TO LEARN ABOUT VARIOUS LOCAL BIRDS FOR KIDS.

# ENGLISH



# WORKSHEET – 1

**MATCH THE FRUIT WITH ITS  
RIGHT COLOUR.**



© PRAADIS  
EDUCATION  
DO NOT COPY

## WORKSHEET – 2

MATCH THE IMAGES ON THE LEFT TO THEIR  
CORRESPONDING IMAGE ON THE RIGHT



• 1



• 2



• 3



• 4



• 5



• 6

A •



B •



C •



D •



E •



F •



# WORKSHEET – 3

## UNSCRAMBLE THE LETTERS TO SPELL THE NAME OF EACH PICTURE

1



--	--	--

e	b	w
---	---	---

2



--	--	--

n	h	e
---	---	---

3



--	--	--

e	n	t
---	---	---

4



--	--	--

t	j	e
---	---	---

5



--	--	--

p	n	e
---	---	---

6



--	--	--

d	e	b
---	---	---

# WORKSHEET - 4

PICK AND WRITE THE  
CORRECT LETTER TO  
COMPLETE A SOUND WORDS.

1



	at
--	----

2



	at
--	----

3



	at
--	----

4



	at
--	----

5



	at
--	----

6



	at
--	----

c

m

b

h

f

p



**WORKSHEET - 5**  
**WRITE THE COORECT LETTER TO**  
**COMPLETE EACH WORD**

1



bag

2



cat

3



jam

4



cap

5



tap

6



map

# WORKSHEET – 6

## MATCH THE PICTURE WITH ITS CORRESPONDING RIGHT WORD



← bed



← jet



← hen



← net



← red























← men

# MATHS




# WORKSHEET 1

## WRITE THE MISSING NUMBER IN THE BLANKS

 21		 23		 25
	 27		 29	
	 32	 33		
 36	 37			 40

# WORKSHEET – 2

## COUNT AND MAKE A CIRCLE ON THE CORRECT NUMBER



1 2 3 4 5




1 2 3 4 5



1 2 3 4 5




1 2 3 4 5



1 2 3 4 5



1 2 3 4 5



1 2 3 4 5



1 2 3 4 5

**WORKSHEET – 3**  
**WRITE THE MISSING NUMBERS IN THE**  
**BLANKS**


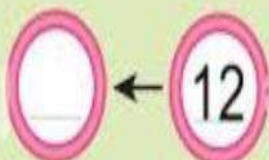
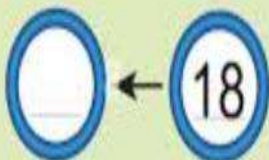
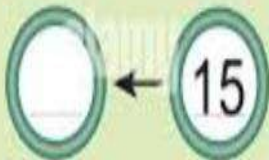
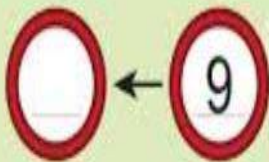


# WORKSHEET – 4

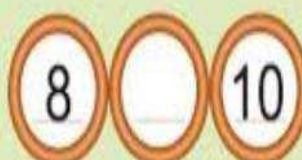




## WHAT COMES BEFORE, BETWEEN AND AFTER



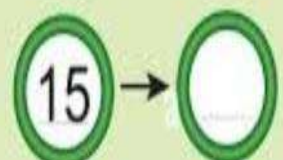
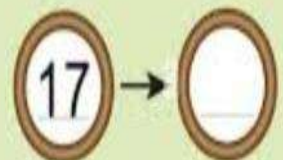
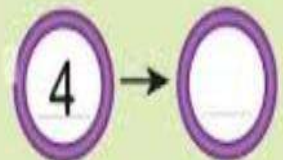
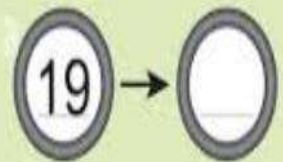
Before



Between



After



# HINDI





# WORKSHEET – 1

नीचे दिए गए 2 अक्षर के शब्द को चित्र से मिलाओ।

1



दस

6



नल

2



फल

7

10

रथ

3



जग

8



टब

4



घर

9



बस

5



पढ़

10



पग

# WORKSHEET - 2

चित्र पहचान कर सही वर्ण से मिलाइए।

सही वर्ण को चित्र से मिलाओ

1



इ

2



उ

3



अ

4



आ

5



ई

6




ऊ

# WORKSHEET – 3


चित्रों के नाम का पहला अक्षर चुनें।



1



2



3



4



5



6



7



8

# WORKSHEET – 4

## दो अक्षर वाले शब्दों का अभ्यास करें

ज + स = .....

क + द = .....

प + थ = .....

क + द = .....

अ + ब = .....

ज + ब = .....

त + ब = .....

न + थ = .....

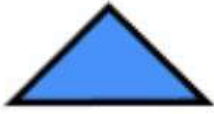
प + ल = .....

ट + ल = .....




# WORKSHEET – 5

## IDENTIFY AND COLOUR THE SHAPES




Triangle




Ellipse




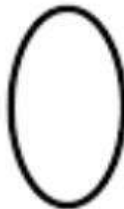


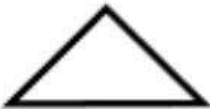

Rectangle




Circle



Square



**WORKSHEET – 6**  
**COLOUR THE FRUITS YOU**  
**LIKE THE MOST.**




# WORKSHEET - 7

## JOIN THE DOTS AND COLOUR IT



**WORKSHEET = 8**  
**TRACE THE DOTS AND**  
**COLOUR IT**





*Thank  
you*

