

Hansraj Model School

Punjabi Bagh, New Delhi


Session 2021-22

Summer Holidays


Homework

Class 5

Time to have fun and learn!



English



Language is the
apparel in which
your thoughts
parade before the
public.

George Crane

meerville.com

FOR ALL THE STUDENTS

1) Draw a **poster** with a slogan on MS paint/ A-4 size sheet on any one of the topics given below-

- a) The Green Act
- b) The Wonderland
- c) The World of Books

2) **Read any book of your choice.**

- a. Make an effort to read the book every night.
- b. Try to write down few lines about the story and about the author.
- c. For Vocabulary Building - Find at least 20 new words that you come across in the story.
- d. Arrange them in alphabetical order and write their meanings in English Practice notebook.

b) **Books suggested for reading:**

- Karadi Tales
- The Gulliver Travels – Jonathan Swift
- The Adventures of Tom Sawyer – Mark Twain
- The Famous Five Series – Enid Blyton
- Short stories by Sudha Murthy
- Short stories by Roald Dahl
- Short stories by Rabindranath Tagore

3) Watch the **movie** '*The Sound of Music*. Listen song 'My Favourite Things...' from the movie and be prepared to sing it in the class.

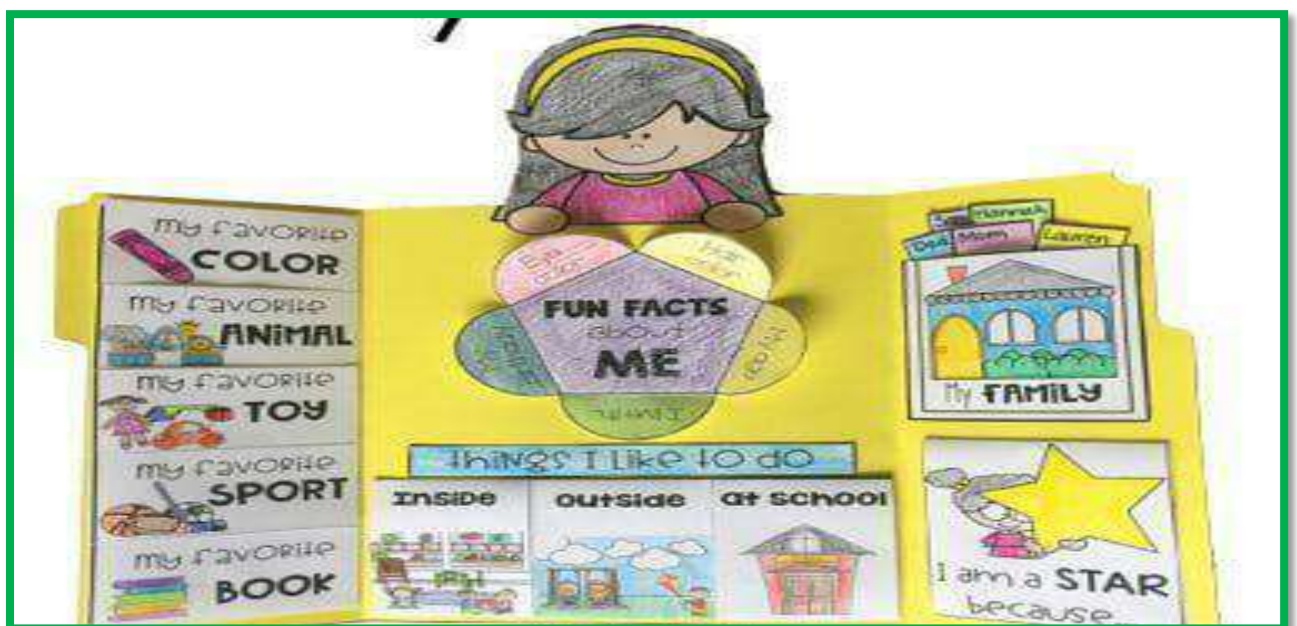
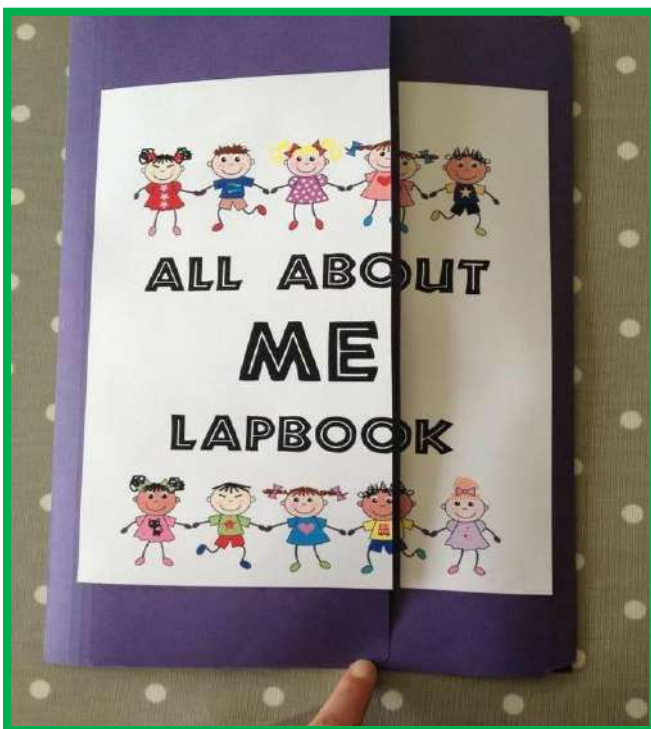
Suggested Movies:

- | | | |
|------------------|--------------------|------------------|
| a) Happy feet | b) The Incredibles | c) Ice Age |
| d) The Lion King | e) Shrek | f) Despicable Me |

PROJECT WORK – ROLL NO. 1 to 8

MAKE A LAPBOOK

Students will show their creativity and make a lapbook, which includes details like – the students' opinions about themselves, the rules they follow, their strengths, their favourite things, their goals, the skills they want to acquire this year and a few positive words/quotes to keep their spirits high.



हिन्दी



हिन्दी भारतीय सँस्कृति की आत्मा
है।

*Hindi is the soul of Indian
Culture.*

कमलापति त्रिपाठी (Kamlapati Tripathi)

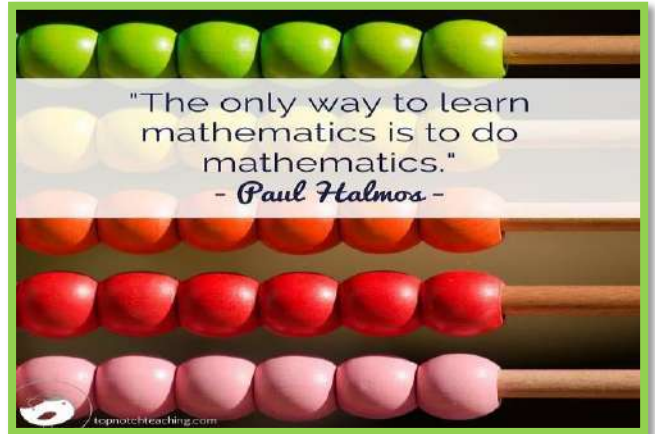
PROJECT WORK – ROLL NO. 9 TO 16

1. घर में पड़े किसी गत्ते , लकड़ी के टुकड़े या थरमाकोल की सहायता से उस पर रंग बिरंगे कागज चिपका कर वर्षा ऋतु का दृश्य बनाए जैसे : –
इन्द्रधनुष , नाव , हरे पेड़ पौधे , फूल तथा वर्षा में पहने जाने वाली चीजें– छाता , रेनकोट इत्यादि।

FOR ALL THE STUDENTS

पाठ 1 से 5 तक शब्दार्थ याद करके श्रुतलेख का अभ्यास करें।

Maths




FOR ALL THE STUDENTS

- Practice 5 number names and numerals twice a week in both INDIAN and INTERNATIONAL system of numeration.
- Revise tables 2 to 20
- Revise Chapter -1 from the Mathematics book.

PROJECT WORK – ROLL NO. 17 TO 24

Model of Place Value Slider

Make a **model** of PLACE VALUE SLIDER (Indian or International) and preserve it for later submission.



Science



The science of today is the
technology of tomorrow.

Edward Teller

Learning is an ongoing process so we are suggesting some programs to you so as to continue the chain for the same.

FOR ALL THE STUDENTS

FOR ALL THE STUDENTS

- SciShowKids ON YOU TUBE
- Miles from Tomorrowland ON HOTSTAR
- ANY SPACE RELATED PROGRAM ON NATIONAL GEOGRAPHIC CHANNEL.

Watch these top programs which help you to enhance your knowledge in science.

PROJECT WORK – ROLL NO. 25 TO 32

PROJECT WORK – ROLL NO. 25 TO 32

Following are some learning acts. Please perform ANY ONE of them and preserve it for later submission. The links for the activity are shared below for your convenience. Also click pictures while doing this activity.

1

Make any one insectivorous plant using waste material.


- Please refer to the link given below.
- <https://youtu.be/oc-ITzilRf8>



2

Make self-watering system for plants using waste material.

- Please refer to the link given below.
- <https://youtu.be/OJJvghf1E7A>



FOR ALL THE STUDENTS



1. MAP MANIA

On the world political map locate, mark/ label and colour the 7 continents and 5 oceans.

2. PUZZLE FUN

Complete the following table and solve the puzzle –

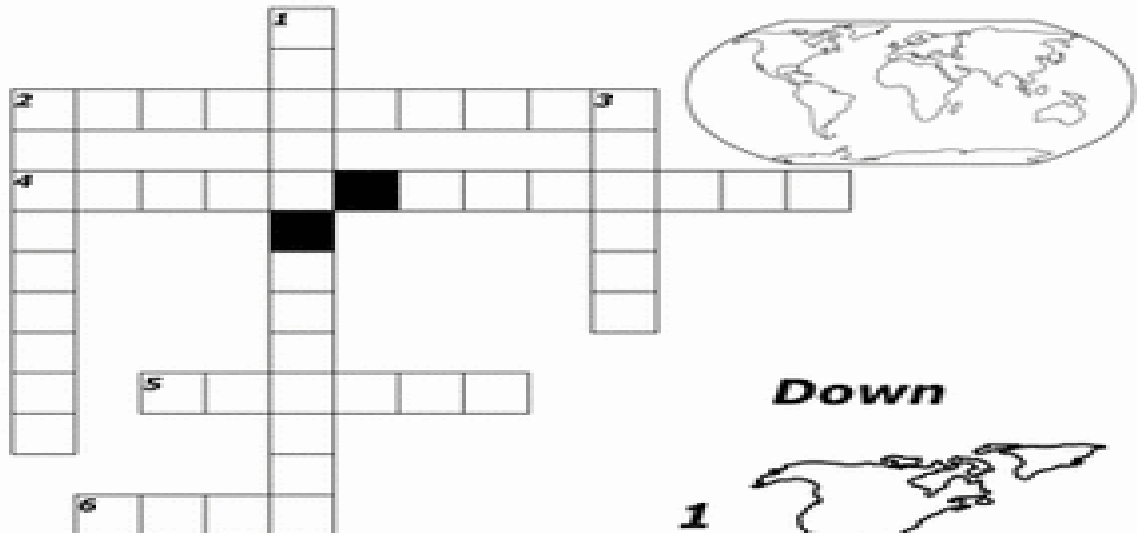
		Answers
1	World's largest ocean	
2	Ocean named after our country	
3	Smallest and coldest ocean	
4	Continent in which India is located	

3. Watch National Geographic channel to spend your leisure time fruitfully.
4. Learn the names of 28 states & 8 union territories of India along with their capitals. Also learn the names of neighbouring countries of India.
5. Refer to the following fun videos

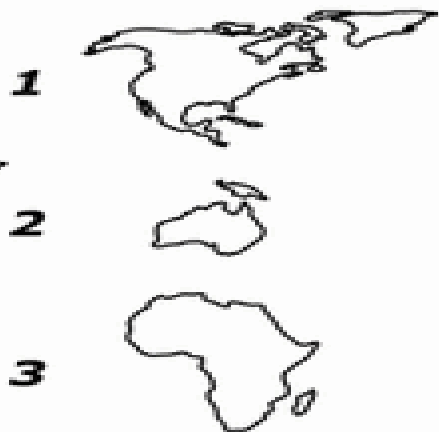
<https://www.youtube.com/watch?v=HuB4UeYAuhU> (STATES 28 & UNION TERRITORIES 8)

<https://youtu.be/wX6KcGTjwQs> (NEIGHBOURING COUNTRIES OF INDIA)

The Seven Continents



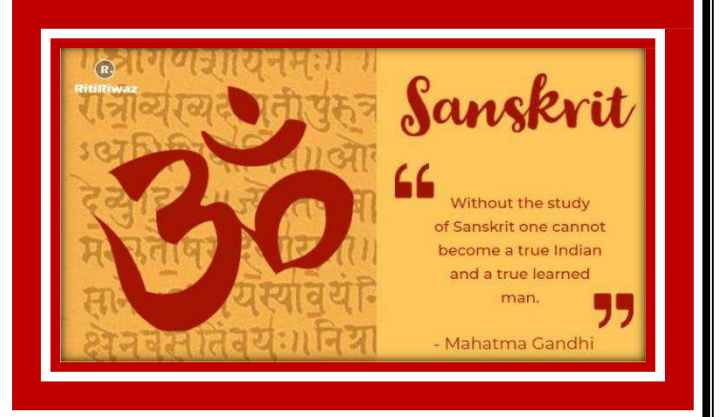
Down



Across



IMPORTANT NOTE :- The project is to be video recorded while being done along with few picture clicks of the same. Children to write their complete details with name/class/section/subject/project title/school's name etc.
The project will be asked for online submission after summer vacation.



PROJECT WORK – ROLL NO. 41 ONWARDS

प्रातःकाल का सुन्दर सा 3डी पोस्टर बनाए जैसे उसमें रंग बिरंगे कागजों के फूल , रुई से बादल , clay या अन्य घर में बेकार की वस्तु से सूर्य बनाते हुए , बगीचे में बच्चे खेलते हुए , वृक्ष , पक्षी इत्यादि बनाकर उनके संस्कृत में नाम लिखें ।

FOR ALL THE STUDENTS

अभ्यास पुस्तिका 'सुरभिः' में दिए गए शिष्टाचार के शब्दों तथा कक्षा में कराए गए कार्य को याद करें ।