

Hansraj Model School

Punjabi Bagh, New Delhi

Session 2021-22

Summer Holidays

Homework

Class 4





FOR ALL THE STUDENTS



- 1) Draw a poster with a slogan on MS paint/ A-4 size sheet on any one of the topics given below-
 - Fit India
 - A Friend in Need is a Friend Indeed
 - Any Festival
- 2) Read any book of your choice.
 - Make an effort to read the book every night.
 - Try to write down few lines about the story and about the author.
 - For Vocabulary Building - Find at least 20 new words that you, come across in the story.
 - Arrange them in alphabetical order and write their meanings in English Practice notebook.

Books suggested for reading:

- The Jungle Book – By Rudyard Kipling
- Books by Roald Dahl
- Adventures of Tintin
- Adventures of Asterix
- Amar Chitra Katha

- 3) Watch the movie 'Frozen'. Listen to the song 'Let It Go...' from the movie and be prepared to sing it in the class.

Suggested Movies:

- | | | |
|------------------|-------------------------------|------------------|
| a) The Lion King | b) Aladdin and The Magic Lamp | c) Mary Poppins |
| d) Free Willy | e) Finding Nemo | f) Kung Fu Panda |





PROJECT WORK – ROLL NO. 1 to 9

SLIDER WORD GAME

- Students will build vocabulary. Learn parts of speech as given in the picture. It can be of any imaginable shape– a Dinosaur, a train or a fish. (Make at least 3 sliders/ sentences)
- Write a sentence with space for at least one missing word (noun, verb, adjective, adverb or a preposition).
- Cut two slits, one above the at the place of the missing word. Insert the word strip through these slits.

Make word strips into the sections with different background colours. Write one word in each section to complete the sentence on the sliders.





FOR ALL THE STUDENTS

Practice Time

- Practice 5 number names and numerals twice a week.
- Revise tables 2-15
- Revise Chapter-1 from the mathematics book

PROJECT WORK – ROLL NO. 19 to 27

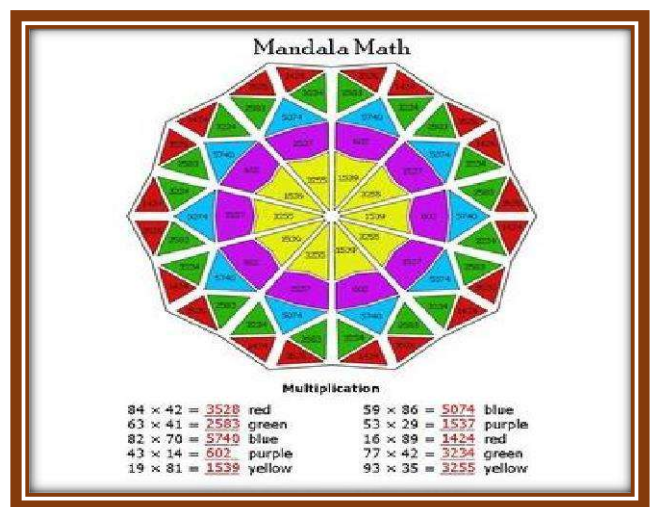
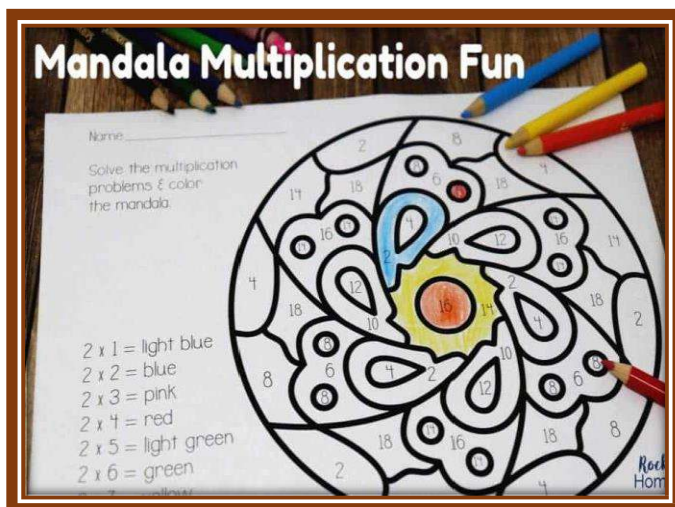
Project – Mandala Multiplication

Prepare beautiful Mandala Art designs and write multiplication sums inside the pattern.

Make a colour key and colour accordingly.

Below are some ideas for you to help being more creative.

Here goes Learning and Doing.





FOR ALL THE STUDENTS

Since learning is an ongoing process so we are suggesting a link so as to continue the chain for the same. Watch the episodes and develop interest in the world around us.

- Watch Different episodes on SciShowKids - <https://www.youtube.com/user/scishowkids>

CREATIVE WORK

PROJECT WORK – ROLL NO. 28 to 36

Students are required to do any one project.

Project- 1

Food Diary (Inclusion of Roughage in every meal)

Roughage as we know has numerous health benefits like improves digestion, manages weight and blood sugar, reduce risk factors for heart diseases etc. Prepare food diary for a day as foldable art (refer to the image) of food items which are good sources of roughage and which we can include in our **Breakfast, Lunch & Dinner.**

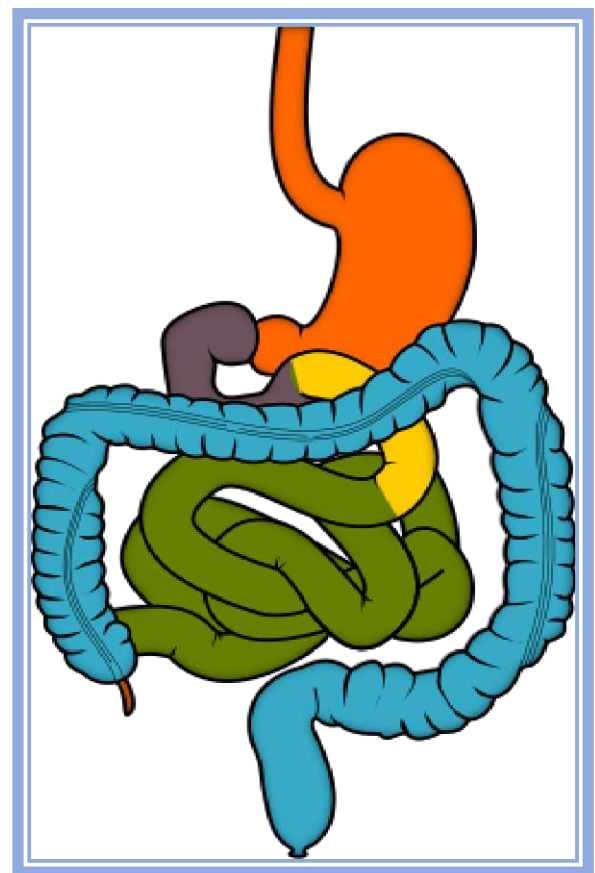


Project- 2

Designer in the House

Design an apron with digestive tract traced on it.

Use any old plain t-shirt/ plain dupatta/ cloth/ old plain bedsheet or even paper, whatever is available at your home to show the digestive tract on it as shown in the given picture for reference.






PROJECT WORK – ROLL NO. 37 onwards

COMMUNICATION TIMELINE

Through the years, communication has evolved. The way people communicate with each other today is entirely different from the prehistoric era. Earlier, communicating was limited to interpersonal interaction – person to person. Until it evolved to alphabets, signs and symbols, letters, and telephone. Design a model on the timeline of means of communication using waste cardboard boxes /other material starting from cave paintings to modern day high-tech gadgets with a mention of their years of invention. A link for your reference is given below.

<https://youtu.be/WZw8n9bi1LQ>



FOR ALL THE STUDENTS

1. Map Mania

On the political map of India , mark the following places.

- State where first post office was opened.
- State known as the film city of india
- State where first telephone service was established
- State where first newspaper was published.
- State where Doordarshan was launched



2. Positive impact of means of communication during these pandemic times
(write up of about 100 words on A-4 sheet)
3. Watch National Geographic Channel to spend your leisure time fruitfully.
4. Learn the names of 28 states ,8 union territories & the neighbouring countries of india along with their capitals.

Refer to the following fun videos.

<https://www.youtube.com/watch?v=hub4ueyauhu>

(No. Of states 28 & No. of unionterritories 8)

<https://youtu.be/wx6kcgjwqs> (Neighbouring countries of India)

Important note :- The project is to be video recorded while being done along with few picture clicks of the same. Children to write their complete details with name/class/section/subject/project title/school's name etc.

The project will be asked for online submission after summer vacation.