

Preschool Summer Holidays Homework 2018- 2019

Dear Parent

Summer vacations are just around the corner, we would like our children to have a nice time with family, friends, and relatives. To utilize this time in most constructive way we have planned holiday's homework based on the principle of 'learning by doing' for child's holistic development.

Kindly follow the given suggestions:

- **Play time:** Play indoor and outdoor games with your child like ludo, carom, puzzles, and catch & throw the ball etc to instill discipline, generate sporting spirit, channelizing energies constructively.
- **Reading time:** Buy any two story books/ picture books from Pepper series, Bruno, Bubbles or Noddy series. Encourage them to do picture reading, recall characters & incidents of the story to enhance their vocabulary.
- **Imbibe social skills:** Greeting with a smile, conversing freely, answering phone calls, speaking politely, sharing with the peers, use of magic words like Thank you, Sorry, Excuse me, etc.
- **Develop gross motor skills:** Spend quality time with your child by doing following activities like Aerobics, skating, cycling, dance, music, running etc.
- **Develop fine motor skills:** Do activities like paper tearing and pasting, beading, free hand coloring, news paper crushing, finger printing etc.
- **Explore nature:** Take your child for a walk or play to understand nature. Teach them to count trees, flowers, stones etc while going for a walk.
- **Converse with your child in English:** Lets enhance the communication skills of children by using simple words , phrases and sentences like -
 - I am playing
 - I am drinking
 - I have finished my work / food etc
- Encourage your child to give a brief introduction of himself/herself using following simple sentences :
 - My name is
 - I am a boy / girl
 - I am years old
 - My school's name is DAV Public School, Sreshtha Vihar
 - I study in Preschool
 - My class Teacher's name is
 - I live in
 - My father's / mother's name is Mr./Mrs.....


WORK TO BE DONE:

1. Do picture reading from 'Fun with English Book' daily.
2. Read and color one page daily from 19 to 44 of Worksheets for Pre School No. 1 to enhance vocabulary.
3. Help the child to do the patterns given in Worksheets for Pre School No. 1(H.W) pages 6 to 18.
4. Rhyme time: Learn anyone English and Hindi rhyme apart from Rhythmic rhyme book with voice modulation and actions for rhyme activity which will be going to held after summer holidays.


PROJECT - LET'S BE CREATIVE

1. **Puzzle making:** Create a beautiful puzzle for your child easily by following these simple steps.
 - Select 1 big picture from any story book, chart, poster etc. Talk and discuss about the picture.
 - Paste it on a piece of cardboard
 - Cut it into 4/6 equal parts
 - Write name and class at the back of each puzzle piece
 - Allow your child to complete the puzzle and appreciate your child if it is done.
 - Reserve puzzle pieces in a zip lock pouch
 - Make 4 piece puzzle ("25 X 25")
 - Make 6 piece puzzle ("30 X 30")
 - Parents are requested to make the puzzle as per the section of your ward and submit it to the class teacher when school reopens

4 piece puzzle



6 piece puzzle




Section	Topic	Size of the puzzle
Preschool A	Road Ways	4 piece
Preschool B	Air Ways	6 piece
Preschool C	Water Ways	4 piece
Preschool D	Land Animals	6 piece
Preschool E	Water Animals	4 piece
Preschool F	Birds	6 piece

2. **Me and My World:** Make and decorate the cover page of your pictorial scrap file with paper tearing and pasting / finger printing / vegetable printing etc. on the topic 'Me and My World'.

Subtopics are as follows:

- My photograph
- My birthday
- My family
- My grandparents
- My friends
- My favorite place to visit
- My favorite sport
- My summer trip activity :
 - What place you visit during holidays
 - What you saw there
 - What you ate
 - What you enjoyed
- Beat the heat : Paste 10 pictures of healthy food that you like to eat / drink during summer time
- My favorite restaurant : Visit your favorite restaurant and paste pictures along with menu cards



MY PICTORIAL SCRAP FILE

Our tiny tots are curious imaginative and enjoy new experience. To make learning enjoyable, we have designed activities in such a manner that the children learn while doing them.

Day 1	Day 2	Day 3	Day 4	Day 5	Day 6
I can offer you water. Help your ward to pour water from jug to glass & serve	Memorize your parents phone number	Dance Time: Twist with your child on Patty Shukla Twist numbers (link given below)	Practice meditation daily for 5 minutes	Trin – TrinHello! Who's That? Learn how to answer a call	Get up early in the morning & go for Morning walk and try some exercises
Day 7	Day 8	Day 9	Day 10	Day 11	Day 12
Go Green: Ask your child to collect the seeds of mango, jamun, jackfruit and spread them in park/garden/ roadside etc.	Memory Game Put some object on tray & then cover it with cloth & ask them to name it.	Ask your child to water the plants at home.	See what floats or sinks in the bath tub	Summer Bonanza Stay chilled by making & drinking milkshake	Reorganizing your room Let your child rearrange his room & put things in order.
Day 13	Day 14	Day 15	Day 16	Day 17	Day 18
Walk with grandparents to park , temples etc	Table Manners Learn to lay plates with your Mom at dinner time	Visit Mother Dairy, Post Office etc.	Red color To revise the concept of red color observes different objects related to it from your surroundings	Some Basics: Learn to fold and unfold your hanky/napkin & button & unbutton your shirt.	Help the needy ones Give some of your old toys and clothes to needy ones
Day 19	Day 20	Day 21	Day 22	Day 23	Day 24
Explore your kitchen: Count no. of spoons, plates, forks, boxes etc.	Balancing Fun: Let the child balance a book on head and walk	Dressing up Myself: Choose your favorite clothes & dress up yourself.	Summer Time: To recapitulate the summers fruits make fruit chaat & let them observe the process.	Beat the Heat: Visit an ice cream parlor & Eat your favorite ice cream.	Visit to a restaurant: collect menu card , click pictures and paste them in your pictorial scrap file of 'Me and My World'

Day 25	Day 26	Day 27	Day 28	Day 29	Day 30
Visit to amusement park and explore the names of the rides	Visit to zoo and explore names of different wild animals	Cooking without fire: Make sprouts, Fruit salad with your parents.	Let them compare: Ask your child to tell which toy is big/small, heavy/light.	Metro Ride: Take your child for a ride on Metro Rail.	Green Day: To revise the concept of green color observes objects related to it from your surroundings.
Day 31					
Movie time: Take your child to a fun learning experience and watch movie like Jungle Book, kungFu panda etc.					

NOTE:

1. **Holiday's homework is also available on our school website davsreshtha.com**
2. **Kindly submit project work & worksheets for Pre School No. 1 by 5th July, 2018**
3. **Links for Patty Shukla's twist numbers:**

https://youtu.be/I5RUzkySseE?list=PL-PtrQaHMOvT8ayPxpj9WoVND9XC7_d-fQ

https://youtu.be/V4HFZxPbHx0?list=PL-PtrQaHMOvT8ayPxpj9WoVND9XC7_d-fQ

HAPPY HOLIDAYS

