



Veda Vyasa DAV Public School, Vikaspuri

SUMMER VACATION PLAN

Class-II (2024-25)



Dear parents!

Greetings!

It's time that we break up for a promising summer holiday and come back refreshed and rejuvenated. While we wish that our little ones enjoy their gala time with their family and friends, the school also aims to familiarise and acquaint them with the concept of 'fruitful and meaningful use of time.'

Keeping this in view, a comprehensive Holiday Homework schedule has been designed that aims at bringing out the best use of the leisure time by the students. Students are storehouses of talent and energy; we would like you to encourage them to perform the activities/ tasks independently with minimal intervention from their elders. This will help in boosting their critical and creative acumen.

Let us put our best foot forward and help our children become self-dependent, confident, self-reliant and honest citizens of the nation. **WISHING YOU ALL A PLEASANT SUMMER BREAK!**

PRACTICE TIME



English Reader

Read L-1 to 4 and emphasis should be laid on correct pronunciation.

हिंदी-भाषा अभ्यास

Do pages 1 to 5 in the book.

Maths

Revise all the concepts done till date in 3 in 1 notebook.
Do pages 1 to 7 in the book.

Handwriting is an art. It is a proficiency that can be acquired with a lot of practice. Do writing practice of both HINDI & ENGLISH in 3 in 1 notebook . Emphasis should laid on correct formation and joining of letters.

ACTIVITY 1 - SOUND VASE

Make a sound vase by using any old containers, bottles etc. Cover it nicely with coloured paper, ice cream sticks etc. Show your creativity and decorate it with mirrors, stickers and anything you like. After that fill it with clay or sponge. Add flowers made of paper to it with blend words written on them roll number wise. Please note that the size of the stem should be 6 inches and that of leaf should be 2 inches. The flower should have 5 petals having diameter of 2 inches each.

Roll No.1-7	ai sound words
Roll No 8 -15	ou sound words
Roll No.16-23	tch sound words
Roll No.24-31	wh sound words
Roll No.32-40	oa sound words
Roll No.41 onwards	ow sound words

Samples for the craft:





ACTIVITY 2- MY SUPER DAD

- Make your father feel special, this FATHER'S DAY ON 16TH JUNE.
- With the help of your mother, make a beautiful greeting card to express your gratitude. Decorate the card with the material available at home. Then write a beautiful message for your father. Surprise your dad by giving him this card on Father's Day. It will surely bring a big smile on his face.
- Surprise him by making sandwiches and lemonade in the breakfast for him with the help of your mother. Let him cherish this beautiful memory for life.

ACTIVITY 3-GRATITUDE BASKET

Gratitude (Thank You) is the healthiest emotion. Let's make our children learn to be thankful for what they have. Help your CHILD create a Gratitude Basket Craft to help them express the things they are thankful for. Encourage them to write things they are thankful for on the basket as shown in the picture like parents, nature, friends etc.

Paste the basket on A4 size sheet.



ACTIVITY 4-LET'S MAKE A FOOD MAT

- Take an A3 size sheet pastel sheet of any bright colour.
- Paste bold and colourful pictures on it and write their names too neatly.
- Paste pictures according to the Roll No.s
 - Roll No. 1 to 10 - Vegetables
 - Roll No. 11 to 20 - Fruits
 - Roll No. 21 to 30 - Healthy Beverages
 - Roll No. 31 to 40 - Milk Products
 - Roll No. 41 onwards - Nuts and Healthy Desserts
- Write your name and class at the back side of the sheet.
- Get the sheet laminated after completion and your food mats are ready to use.



ACTIVITY 5-BEST OUT OF WASTE (3D SHAPE OBJECTS)

“Having your child help make their own learning tool helps your children take ownership and become more engaged in their learning.”

Math is not just about numbers and formulas. We can experience the beauty of math all around us through different activities. This activity is made with an objective to improve your child's spatial awareness, enhance creativity and also to inculcate environmental awareness. Encourage your child to make 3D objects from waste material. The height of the object should be about 8 to 10 inches.

This activity will be taken up Roll no. wise as mentioned below.

Roll No. 1-10	Paper cat
Roll No 11-20	Plastic bottle Pencil holder
Roll No.21-30	Minion Pencil holder
Roll No.31-40	Dholak
Roll No.41-51	Snowman




<https://www.youtube.com/watch?v>



<https://www.youtube.com/watch?v=VdohdU2uOBQ>


<https://youtube.com/shorts/9ZQZ>



123easy pap



<https://youtube.com/shorts>



<https://youtu.be/LS0bTkisHCQ>

HEALTH AND FITNESS

Activity 1

YOGA FOR KIDS

Practice the following asanas

(Video link is shared below)

- Tadasana (Mountain Pose)
- Vrikshasana (Tree Pose)
- Paschimottanasana
(Seated Forward Bend)
- Bhujangasana (Cobra Pose)



<https://youtu.be/ZXkwrYQ1A9Y>

Activity 2

AIM YOUR TARGET

Please follow instructions given in the demo video (link given)

<https://www.youtube.com/shorts>



HEALTH AND FITNESS

Activity 3

Enjoy Pyramid Making

Video link: <https://www.youtube.com/watch?v=Tii>



Activity 4

Have Fun with Your Family Members

(360 Degree Circular Rotation)

Video link: <https://www.youtube.com/watch?>

5th June is World Environment Day BE AN ECO BUDDY



It is our responsibility to take care of our planet and conserve it for future generations. So let's include very important 3Rs (Reduce, Reuse and Recycle) in our lives. That way, we can save natural resources, reduce waste, and help the environment.

- Try reducing your use of 'single use' items such as bottled water and plastic bags, and choose reusable water bottles, cloth shopping bags, Let's start with reuse
- Conserve electricity/water. Switch off fans, lights when not in use.
- Many materials that end up in your bin at home could be reused. Get creative and re-use old tin cans, containers, clothing or bags.
- You must plant a sapling on 5th June.

Tap to the Tune



Sharing some links for you to tap your feet along with music:

Links:

- <https://youtu.be/TJ6J3xW2wmA>
- <https://youtube.com/watch?v=7Mo8y>
- <https://youtu.be/h4eueDYPTIg>
- https://youtu.be/v_U7ERmMGzU

DISCOVER THE JOY OF READING

How can the summer holidays be complete without reading?


One of the best habits that we can inculcate in a child is that of reading. Make sure that your child has ample reading material . At least an hour of daily 'READING TOGETHER TIME' should be set aside. Children can be encouraged to make their own bookmarks.

Suggested books for your child to read at this age:

➤ Ladybird Books Level 2

➤ Pratham Books

➤ Introduce your children to Hindi Amar Chitra Katha, Jataka tales and Panchatantra along with Hindi champaks too.



The holiday homework would not only enhance your child's skills but will also help you to develop a better relationship with them. Give them responsibilities, involve them in household chores like filling water bottles, watering plants, folding washed clothes etc.. Make them work independently and help them to develop some new life skills. Remember the best gift you can give your child is your time and for them to have fun with you. Have a great summer!!!

Regards

Class Teacher

Have a great



VaCaTion!